

PURAMUFTI PUBLIC SCHOOL & COLLEGE

PRAYAGRAJ, PURAMUFTI

CLASS - NURSERY

SUMMER VACATION HOME WORK (2026-27)

 Hindi

- अ ----- ज्ञ तक लिखो और याद करो |
- खाली जगह भरिये | (पेज नंबर -1 से 19 तक)

 English

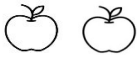
- Capital letter AtoF (Write and learn five times)
- Small letter atoz (Write and learn five times)
- Fill in the blanks. AtoF
- Example- A _ C _ E _ .

 Maths

- Write the number 1 ----- 20 (5 time)
- Write the number name 1to 5 (5 time)
- Match it-



5



3



2



1



Conversation

- What is your name?
My name is _____.
- What is your Father's name?
My Father name is _____.
- What is your Mother name?
My mother name is _____.
- What is name of the school?
My school name is _____.
- What is your favorite colour?
My favorite colour is _____.
- In which class do you study?
I study in _____.
- How old are you?
I am _____ year old.
- Where do you live?
I live in _____.

Note- Write Holiday Home Work All in One Copy.





PURAMUFTI PUBLIC SCHOOL & COLLEGE



NURSERY

Summer

Vacation





English Week

Sheet



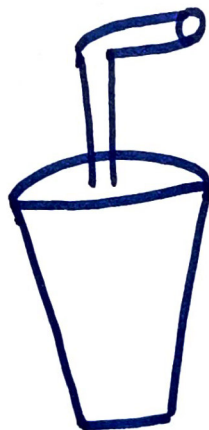



Work Sheet - 1

Q1 Draw a line to connect the matching image :-




Work Sheet-23

Q-2 Object according to colour :-




Work Sheet - 3

Q-3 Circle Same object :-




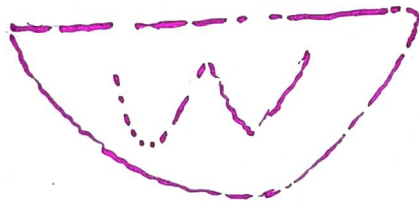
Work Sheet - 4

Q-4 Count and Colour object :-



Work Sheet - 5

Q-5 Track & Colour Picture:-





PURAMUFTI PUBLIC SCHOOL & COLLEGE



Nursery

Summer


Vacation

Hindi

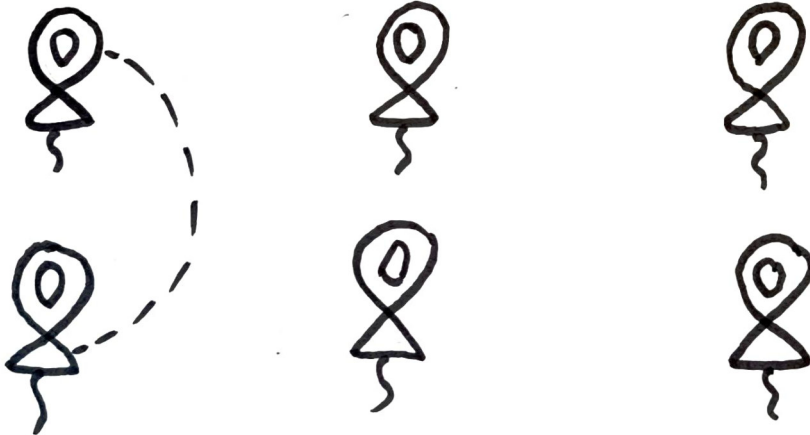
Worksheet

Worksheet-1

Q-1 - आम के चित्र में पीला रंग भरें :-




Q-2 - रेखा अभ्यास :-



Worksheet - 2

चित्र में रंग करो एवं उसे देखकर
पहला अक्षर बनाओ :-




आ
आम



worksheet - 3


चित्र के रंग भरो तथा अक्षर
मिलाओ :-




—




—



—



—





PURAMUFTI PUBLIC SCHOOL & COLLEGE




Nusseey
Summer
Vacation

Math
Work

Sheet

worksheet - 1

Q-1 Write number 1 to 10 (1 --- 10)



Q-2 Write the Missing number :-

1 _ 3 _ 5

Q-3 Match the Same no :-

4 5 1 2 3

2 3 4 5 1

worksheet - 2

Q-4 What Come in between :-

The worksheet contains ten butterfly-shaped number puzzles. Each butterfly has a central circle and two wings. The numbers on the wings are as follows:

- Top-left: 1, 2, 3
- Top-right: 3, empty, 5
- Middle-left: 5, empty, 7
- Middle-right: 6, empty, 8
- Bottom-left: 8, empty, 10
- Bottom-right: 4, empty, 6
- Bottom-most-left: 2, empty, 4
- Bottom-most-right: 7, empty, 9

Decorative elements include a red flower with black and white dots at the bottom left and a black and red checkered pattern at the top right.

Worksheet - 3

0-5 Count the number of apples on the tree and write the answer:-

The worksheet contains four trees arranged in a 2x2 grid. Each tree has a brown trunk and a green, cloud-like canopy. The first tree in the top-left has a single red apple on its canopy. Below each tree is a horizontal line for writing the answer. The worksheet is decorated with dotted lines and small leaf icons in the corners.

Work Sheet - 5

Q-7 Circle the number :- 8

